

WORKSHEETS

SUNSHINE MATH - 1
Venus, I

Name: _____

(This shows my own thinking.)

★★ 1. Sasha needs



She has .

How many more must she get?

Answer: _____ 

★ 2. Five little  flying high.

Seven more come to sit nearby.

How many  in all?

Answer: _____  in all

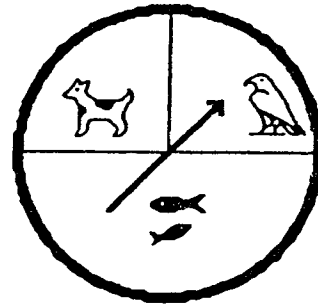
★★★ 3. Amanda reads 2 books a week.

How many books does she read
in 6 weeks?

Answer: _____ books




- ★★ 4. Julio will use the spinner to find out what pet his parents will buy. Which pet will he probably get?




Circle the answer.

dog bird fish

- ★★ 5. Make a graph to show the birthdays. Draw a  for each child.

September: 

October: 

November: 

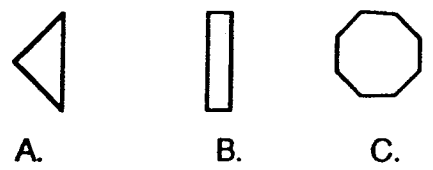
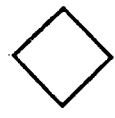
Fall Birthdays

September							
October							
November							


- ★ 6. Draw the picture that comes next:



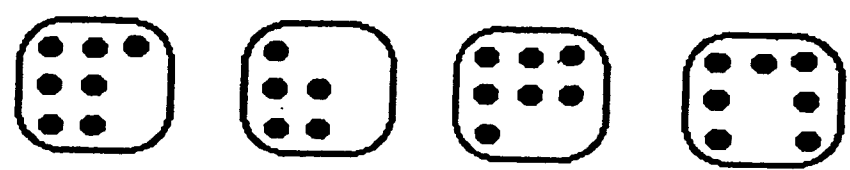
★★ 1. Which piece will make this shape if you have several of them?
Circle the answer.



★★ 2. You spent exactly 33¢. Circle the two things that you bought.



★ 3. Which tile has a different number of dots than the other tiles? Circle the one that is different.



SUNSHINE MATH - 1
Venus, III

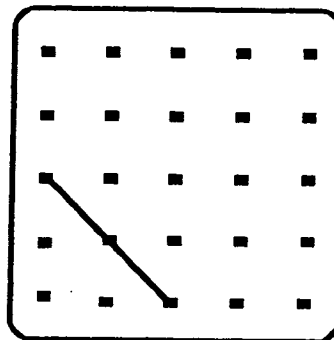
Name: _____

(This shows my own thinking.)

- ★ 1. I am a number. Subtract me from 12 and get 9.
Who am I?

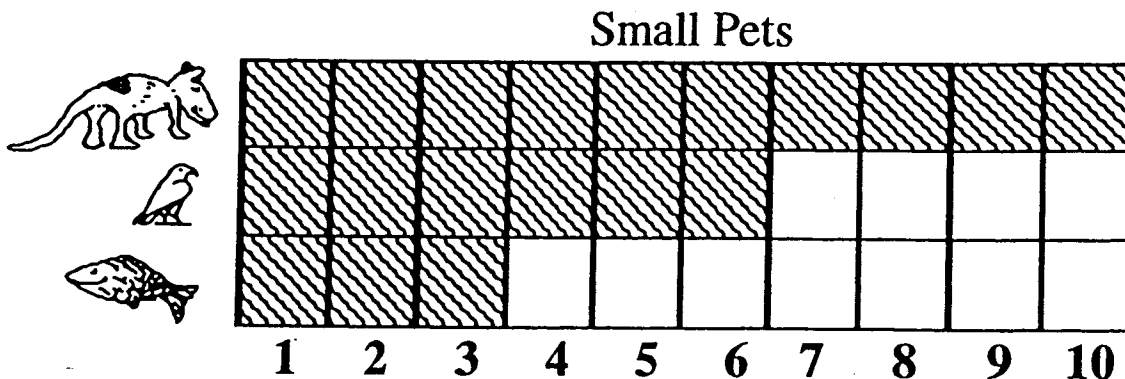
Answer: _____

- ★★★ 2. Draw a square in the box to the right. Begin with the part given.



- ★★ 3. These are the favorite pets in a first grade class. How many more children liked dogs, than birds and fish together?

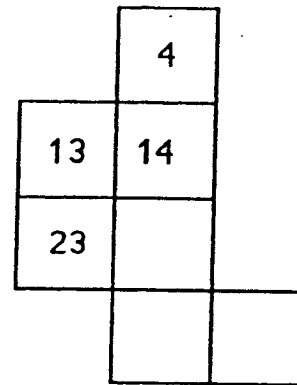
Answer: ____ more



- ★ 4. Four children each chose a shape. Jessica's shape is oval. Jane's shape has 4 corners and 4 sides the same length. Scott's shape has 3 sides. Which shape did Mark choose? Circle the answer.



- ★★★ 5. Write the missing numbers in this part of the hundreds chart.



- ★★★★6. Use these digits:

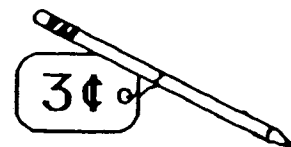
What is the least 2-digit number you can make? _____

What is the greatest 2-digit number? _____

- ★★★ 7. Complete the table.

Number of pencils	1	2	3	4	5	6	7
Amount you pay	3¢						

How much would 10 pencils cost? _____




SUNSHINE MATH - 1
Venus, IV

Name: _____

(This shows my own thinking.)

- ★★ 1. Superstar, what number is missing on the star so that the sum is 19?




Answer: _____

- ★★ 2. Look at the cats!

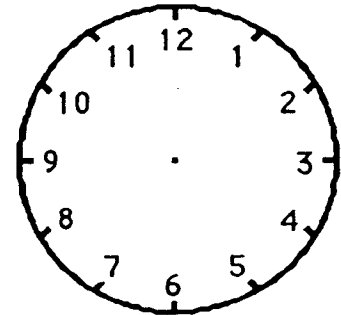
How many tails on all those cats? _____

How many ears on all those cats? _____


How many legs on all those cats? _____



- ★★★ 3. Teaka finishes dinner at 6 o'clock. She reads her book for 2 hours. Then she goes to bed. Draw the hour and minute hands on the clock to show when Teaka goes to bed.




- ★★ 4. The bug below breaks in half every day. Each half becomes a new bug. If 5 bugs break apart, how many bugs will there be the next day? _____



- ★★★ 5. There are 3 children and 1 wagon. Two children can play at a time. One child can ride and one child can pull. In the table, show all the ways the children can ride and pull.



Sam



Kevin




Alice


Child Pulling	Child Riding

- ★★ 6. Herick ran the ball for 5 yards. Then he ran for 3 more yards. Then he lost 2 yards on a run. His jersey number is 13. How far did he run on those three plays?

Answer: _____ yards



- ★ 7. About how many triangles does it take to cover the big shape? Circle the best estimate.



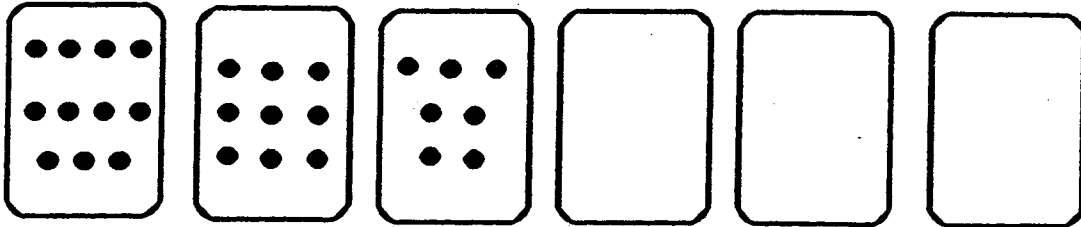
5 triangles? 10 triangles? 20 triangles?

SUNSHINE MATH - 1
Venus, V

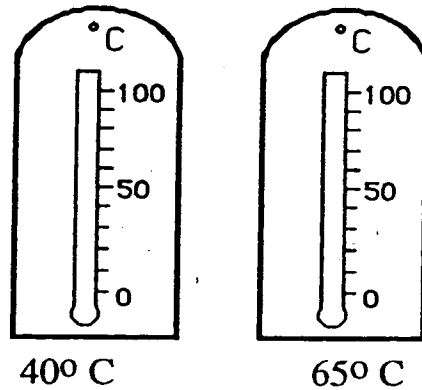
Name: _____

(This shows my own thinking.)

- ★★★★ 1. Count the number of dots on each card. Find a pattern. Use the pattern to fill in the empty cards with dots.



- ★★ 2. On each thermometer, darken in the center to show the temperature given.




- ★ 3. Use + or - in each box to make the sentence true.

$$3 \square 4 \square 2 \square 6 = 11$$

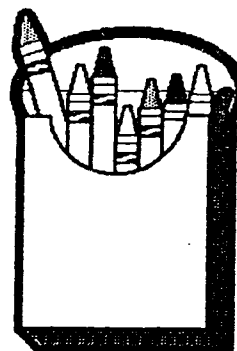
- ★ 4. Three children divided up the 6 cookies fairly. How many did each child get?



Answer: Each got _____ cookies

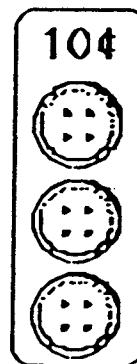


★★★ 5. If you took the crayons in the box and broke them in half, how many children could have something to color with?




Answer: _____ children

★★★ 6. Tamika can buy 3 buttons for a dime. She needs 12 buttons for a project. How much will they cost?

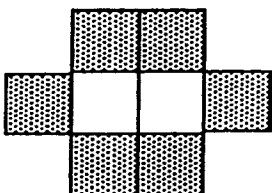


Answer: _____¢

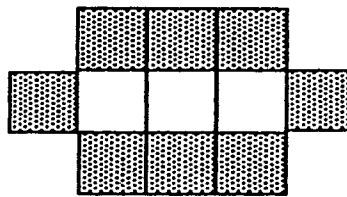
★★★★ 7. How many gray squares are needed to continue the pattern?



1 white square
4 gray squares



2 white squares
6 gray squares



3 white squares
8 gray squares

4 white squares
12 gray squares




Answer: _____ gray squares

★★★ 8. (a) Name a body part that you have 2 of: _____

(b) Name a body part that you have 10 of: _____

(c) Name a body part that you have more than 100 of:

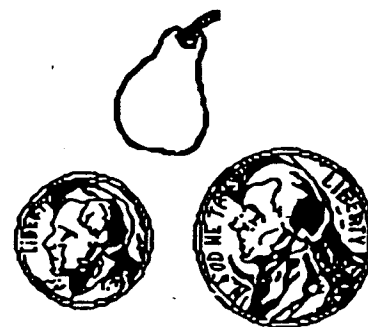
- ★★★ 1. Color the numbers the same color as the baskets where they belong! What numbers are left without a color?

Red less than 11	Green greater than 15 and less than 28	Blue greater than 36
↓	↓	↓
		
17	10	39
42	26	20
29	19	2
5	3	31
48	34	

Answer: _____ do not belong in any basket.

- ★★ 2. Quan has a dime.
He finds a nickel.
He buys a pear for 13¢.
How much money does he have left?

Answer: He has ____ left.

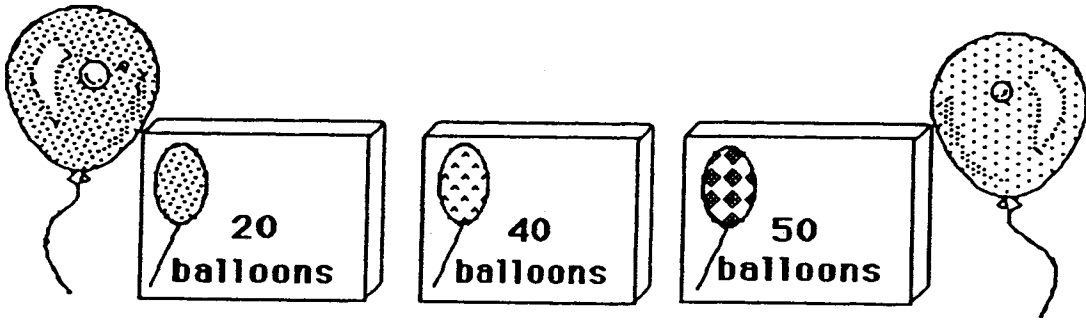


- ★★ 3. Find the number that goes in the box in part (a). Put it in the box for part (b). Write the answer to part (b) on the line.

a. $4 + \square = 7$


b. $\square + 8 = \underline{\hspace{2cm}}$

★★★ 4. You are having a party. You will need 70 balloons. Circle the boxes you could buy to make 70.




★ 5. You have 3 blocks. One is yellow, one is brown and one is green. Which block is green?

- The yellow block is in the middle.
- The brown block is on top.



Answer: The green block is _____.

★★ 6. How many triangles are there in all?




Answer: _____ triangles

- ★★★★ 1. The dog ate 9 flies. The cat ate 3 more flies than the dog. The bird ate 2 more flies than the cat.

How many flies did the bird eat? _____

How many flies did all three animals eat? _____




- ★★ 2. How many legs are on 5 lambs?

Answer: _____ legs

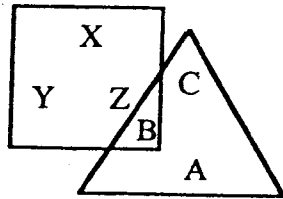


- ★★★★ 3. How many trucks can you buy for 30¢?

Answer: _____ trucks



- ★ 4. Which letters are in the triangle?



Answer: _____

- ★★★ 5. I have 4 tens. My ones digit is 2 more than my tens digit. What number am I?

Answer: _____

- ★★ 6. Put a + or - in each circle to make a true sentence.

$$13 \quad \bigcirc \quad 4 \quad \bigcirc \quad 8 = 17$$

- ★★ 7. Tom has half as many pennies as Sue. Sue has 20 pennies. How many pennies does Tom have?



Answer: _____ pennies



★★ 1. Draw the next figure in the pattern.



★★★★ 2. At one o'clock the team played soccer. One and a half hours later, the team left the field. Place the hour and minute hand on the clock to show when the team left the field. Or if you prefer, write the time they left on the digital clock.



★★ 3. My sister earns 10¢ for making her bed. She wants to earn 50¢. How many times must she make her bed?

Answer: _____ times

★★★★ 4. If you write the numbers from 1 to 40, how many times would you write a 7?

Answer: _____ times

★★★ 5. Put the *greater than* ($>$), *less than* ($<$), or *equal to* ($=$) in the box to compare each problem.

a. $(10\text{¢}) (10\text{¢}) (10\text{¢}) \square (5\text{¢}) (5\text{¢}) (5\text{¢})$

b. $(25\text{¢}) \square (10\text{¢}) (10\text{¢}) (5\text{¢})$

c. $(10\text{¢}) (5\text{¢}) (5\text{¢}) (1\text{¢}) (1\text{¢}) \square \0.32

★ 6. How many days in December are after December 16?

Answer: _____ days

December						
Sun.	Mon.	Tues.	Wed.	Thur.	Fri.	Sat.
	1	2	3	4	5	6
7	8	9	10	11	12	13
14	15	16	17	18	19	20
21	22	23	24	25	26	27
28	29	30	31			

★★★ 7. Use the rule. Complete the table.

Rule: Out is 10 more than In

<u>In</u>	<u>Out</u>
5	15
7	<input type="text"/>
10	<input type="text"/>
21	<input type="text"/>


SUNSHINE MATH - 1
Venus, IX

Name: _____

(This shows my own thinking.)

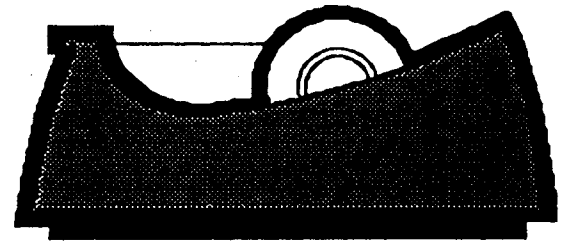
- ★★★★ 1. Wooden faces are made in a factory. The cost of making each shape is shown below. How much does it cost to make this face?

Any triangle costs 3¢
Any square costs 5¢
Any circle costs 6¢



Answer: _____ ¢

- ★★ 2. Lourdes said the tape dispenser was 25 centimeters long. But he did not start measuring at zero. How long is it?



Answer:

_____ centimeters


- ★★ 3. Follow the pattern. How many squares do you need to make E? _____ How many to make F? _____




A



B



C



D

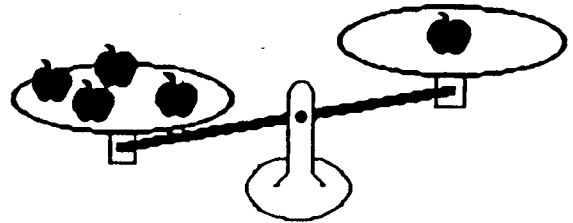
E

F


- ★ 4. I am thinking of a number. When you subtract 6 from the number, you get 13. What is my number?

Answer: _____

- ★ 5. Draw in enough apples to balance the scale.



- ★★★ 6. Four kids divided the 2 pizzas in a fair way. How many pieces did each get?



Answer: _____

- ★★ 7. Write all the 2-digit numbers you can make with these cards:

4

8

6

5

Write them in this box:

--

SUNSHINE MATH - 1
Venus, X

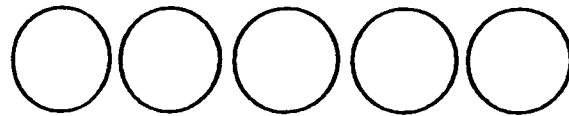
Name: _____

(This shows my own thinking.)

- ★ 1. Jill and five friends are having a party. Each person wants 2 cupcakes. How many cupcakes will they need?

Answer: _____ cupcakes

- ★★★ 2. Below are 5 coins with the faces covered up. The coins are worth 42¢ in all. What coins are they? Write the value in cents on each coin.



- ★★ 3. March has 31 days. If March 1 is a Thursday, what day of the week is the last day of the month?

Answer: _____

MARCH						
Sun	Mon	Tue	Wed	Thu	Fri	Sat

- ★ 4. The Kindergarten had 24 children, then four more joined the class. The first grade had 23 children, then six more joined the class. Which class has more children now?

Answer: _____


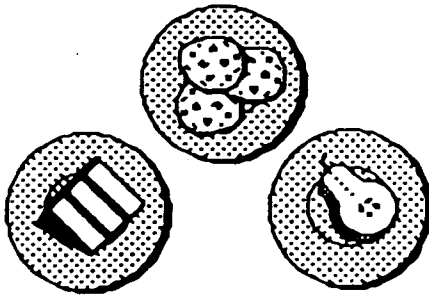
- ★★ 5. How many squares are in the picture of the house?

Answer: _____



- ★★★ 6. You are planning a party. You want to fit as many plates of dessert on the table as you can. About how many of the plates would fit?

Answer: _____ plates



- ★★ 7. If you and two friends wanted to each build a car like this, how many car wheels would you need?

Answer: _____

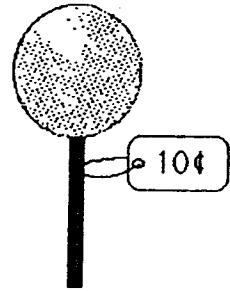
How many tin cans would you need for lights?

Answer: _____




- ★★ 1. How much change should you get if you paid with a quarter?

Answer: _____



- ★★★ 2. It takes 6 kitten steps to walk to the first bowl. It takes 4 steps to walk from one bowl to the next bowl. How many steps does it take for kitty to walk from where he is to bowl 5?



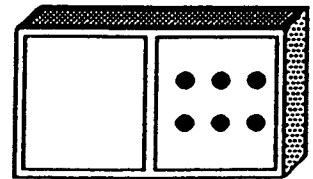
Answer: _____ kitten steps

- ★ 3. Jessica is in line. Three girls are in front of her. 5 girls are in back of her. How many girls are in the line?



_____ girls

- ★ 4. Make the domino a double. Write an addition sentence for the double domino.




Answer: _____ + _____ = _____

- ★★ 5. About how many paper clips would it take to measure the length of the watch?



Answer: _____ paper clips

- ★ 6. Use mental math.
 24 children are on the bus.
 3 more got on.
 2 got off.
 1 more got on.
 How many children are on the bus now?



Answer: _____ children


- ★★ 7. Do each step in the flowchart. Write your answer in the empty box.

$$\boxed{\$4} \xrightarrow{+} \boxed{\$3} \xrightarrow{-} \boxed{\$2} \xrightarrow{+} \boxed{\$1} \xrightarrow{=} \boxed{}$$

- ★★★ 8. Find the number that goes in the first step of the flowchart. Write it in the empty box.

$$\boxed{} \xrightarrow{+} \boxed{\$1} \xrightarrow{-} \boxed{\$5} \xrightarrow{+} \boxed{\$2} \xrightarrow{=} \boxed{\$4}$$

★★★★ 1. Look at the pattern.

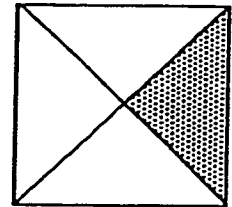


Draw or name the 10th figure in the pattern: _____

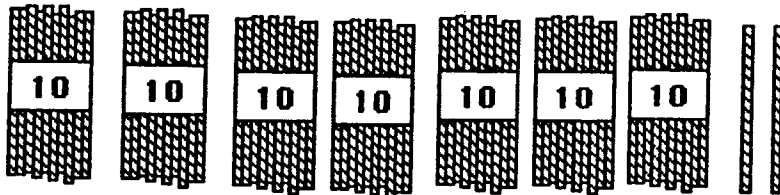
Draw or name the 14th figure in the pattern: _____

★★ 2. Circle the name of the shaded part of the square.

- A. one-third
- B. one-fourth
- C. three-fourths
- D. four-fourths

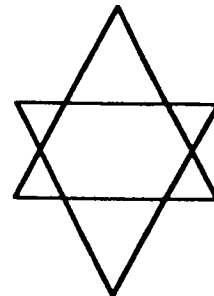


★ 3. How many straws are shown below? _____

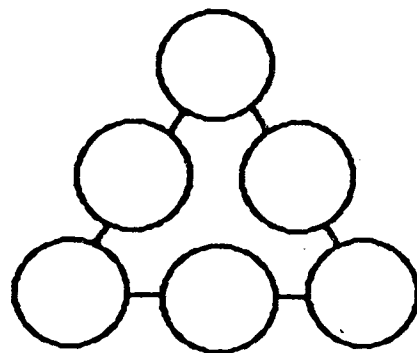


★★ 4. How many different triangles are there in the figure to the right?

Answer: _____ triangles



- ★★★ 5. Place the numbers 1, 2, 3, 4, 5, and 6 in the circles so that the sum along each side is 10.




- ★★★ 6. Help the girl get from her spot at the zoo to each of the animals. Tell her how many blocks EAST to go and then how many blocks NORTH.

- To get to  go 1 East and 3 North.



- To get to  go
 ___ East and ___ North.

- To get to  go
 ___ East and ___ North.

- To get to  go
 ___ East and ___ North.



- ★★★★ 7. Alberto gets up at 6:30 a.m. Three hours later he goes to the library. One and a half hours after that he eats lunch. Show the time he eats lunch on both clocks.



SUNSHINE MATH - 1
Venus, XIII

Name: _____

(This shows my own thinking.)


★★★ 1. Use the chart. Find the value of each word.

A→1¢	B→2¢	C→3¢	D→4¢	E→5¢	F→6¢
G→7¢	H→8¢	I→9¢	J→10¢	K→11¢	L→12¢
M→13¢	N→14¢	O→15¢	P→16¢	Q→17¢	R→18¢
S→19¢	T→20¢	U→21¢	V→22¢	W→23¢	X→24¢
Y→25¢	Z→26¢				

BALL = 2¢ + 1¢ + 12¢ + 12¢ = 27¢


ROPE = ___ QUILT = ___ Your first name = _____

★★★ 2.




- A. How many stars are there in the triangle? ___ stars
- B. How many stars are in the circle? ___ stars
- C. How many stars are in the rectangle? ___ stars

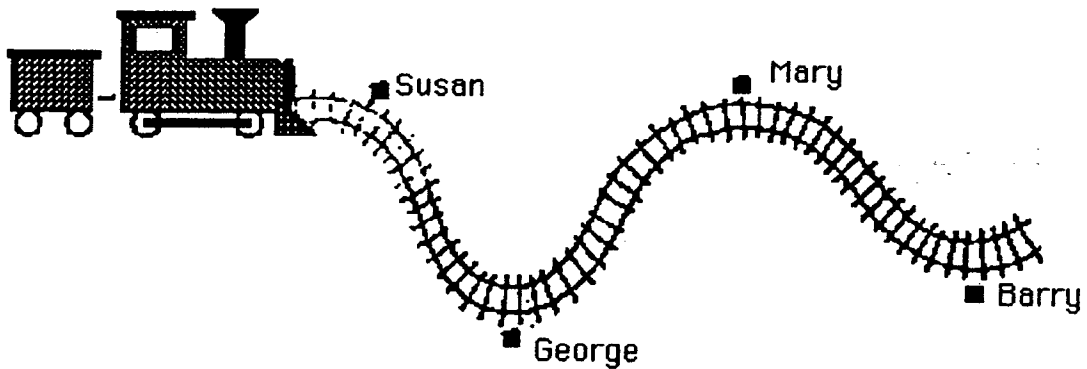
★ 3. Circle the animal that weighs more.



- ★★ 4. Two pictures below can be folded so that the two halves match. The other picture can't be folded to match. Color the two that can be folded to match.



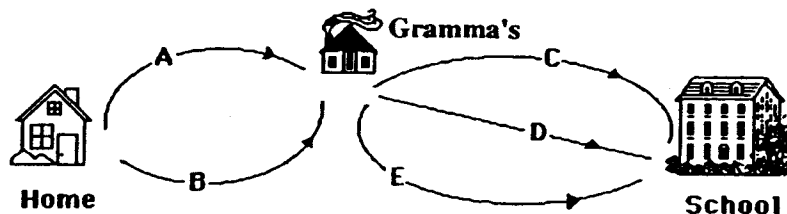
- ★★ 5. Jan has a toy train. She placed George's house 2 meters from Susan's house. Estimate how far it is from George's house to Barry's house. Circle the answer.



- A. 8 meters B. 6 meters C. 4 meters


- ★★★★ 6. Ramon stops by his Gramma's house each day on his way to school. He has 2 ways to walk to his Gramma's house. He has 3 ways to walk from there to school. How many ways can he travel from his house to school?

_____ways

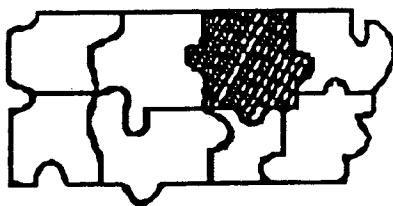


- ★★★★ 1. If it costs 10¢ to make 1 cut, how much does it cost to cut a log into 5 pieces?

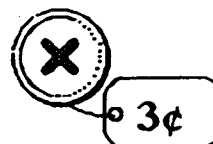

Answer: _____¢



- ★ 2. Look at the puzzle below, then circle the piece that will fit in the shaded area.




- ★★ 3. Circle the type of button that Keisha bought.
•The button costs more than a nickel, and
•The button costs less than a dime.




- ★ 4. Bozo chewed a hole in Lu's homework. He chewed the numbers in the ones place, and the whole answer.
Circle the best *estimate* of the answer to the problem you can see.

- about 110
- about 60
- about 30




- ★★ 5. It takes 50 stars to make an American flag. If you laid 50 stars out in rows with 10 stars in each row, how many rows would you have?

Answer: _____ rows



- ★★ 6. A cat is asleep on a mat at a pet store. About how many curled-up cats can sleep on this mat, at one time?

Answer: about _____ cats



- ★★ 7. A kangaroo's tail is about as long as the kangaroo is tall. Draw the right size tail on this kangaroo.



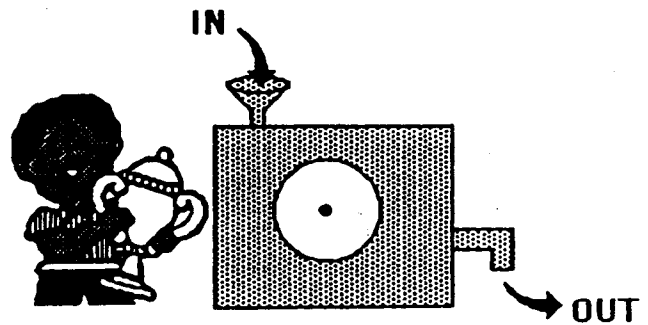
- ★★ 1. Draw a rectangle. Make it 3 centimeters wide and 7 centimeters long. Start at the corner below.



- ★★ 2. An ant walked around the outside of your rectangle above. How many centimeters did it walk?

Answer: The ant walked _____ centimeters.

- ★★★ 3. Kareem won a prize for making a number machine. He puts a number into the machine. Another number comes out. The number that comes out depends on how the dial is set. Fill in the table. Show the numbers that come out, or go in. The setting is *subtract 7*:






In	Out
11	4
15	
19	
	20

- ★ 4. Richard has 3 dimes, a nickel, and 3 pennies. He buys a pencil for 26¢. Does he have enough left to buy an eraser for 10¢?

Answer: _____ (yes or no)

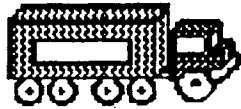
★★★ 5. How many more cups of milk than soda are there?

Soda	
Milk	

 stands for 2 cups.

Answer: _____ more cups of milk

★ 6. Sally has 4 red trucks. She also has 2 yellow trucks, 2 blue trucks, and 1 purple truck. How many trucks does Sally have in all?




Answer: _____ trucks

★★ 7. What time is soccer practice? Circle the right clock.

It is after 4 o'clock.

It is before 6 o'clock

It is not 5 o'clock.





★★★ 8. There are 4 classrooms. 26 children are in each classroom. How many children in all 4 classrooms?



Answer: _____ children

★★ 9. How much does the piece of cake weigh by itself?



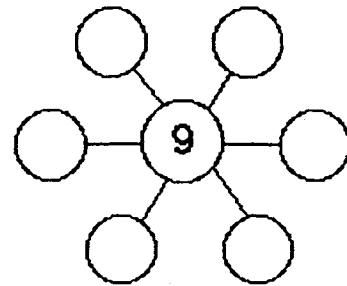
Answer: _____ ounces

SUNSHINE MATH - 1
Venus, XVI

Name: _____

(This shows my own thinking.)

- ★★★ 1. Put 2, 3, 4, 6, 7 and 8 in the circles so that the sum along each line is 19. Use each number just once.



- ★★★ 2. Use the calendar to answer the questions.

January						
Sun	Mon	Tue	Wed	Thu	Fri	Sat
	1	2	3	4	5	6
7	8	9	10	11	12	13
14	15	16	17	18	19	20
21	22	23	24	25	26	27
28	29	30	31			

What date is the second Wednesday of the month?

Answer: _____

How many Saturdays are in January?

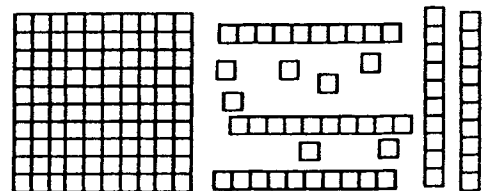
Answer: _____

What date is two days before the fourth Thursday?

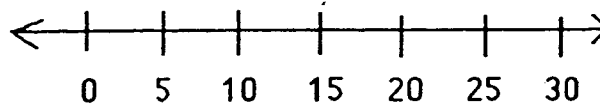
Answer: _____

- ★ 3. What numeral do the number blocks show?

Answer: _____




- ★★ 4. On a number line,





a. is 13 closer to 10 or 20? Answer: _____

b. is 28 closer to 20 or 30? Answer: _____

★★★★ 5. Use the picture graph about a class to answer the questions.



key:  = 2 boys
 = 2 girls

How many people like art best?
 Answer: _____

How many more people like music than reading?
 Answer: _____

How many boys and how many girls are in the class?
 Answer: _____ boys and _____ girls

★ 6. How long is the pencil? Each box is 1 centimeter long.



Answer: _____ centimeters

★ 7. Draw a pencil that is 3 centimeters shorter than the one above:

Draw it here:

SUNSHINE MATH - 1
Venus, XVII


Name: _____
(This shows my own thinking.)

- ★★★ 1. Find a pattern. How many pennies do you need to add three more rows?



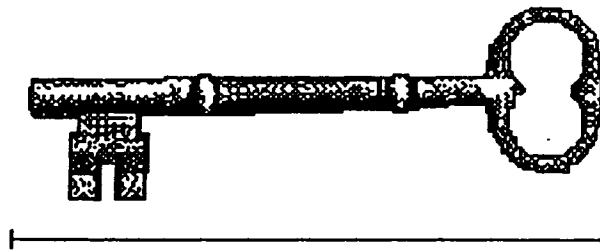
Answer: _____ pennies

- ★ 2. Tamika subtracted \$5.00 from \$12.00 on her calculator. She got the answer shown. Circle the sentence below that makes the best sense.



- a. Her calculator may be broken.
- b. Her calculator needs a battery.
- c. Her calculator is working fine.

- ★★ 3. Measure the length of the key. Use an inch ruler.



Answer: _____ inches

- ★ 4. $10 - 9 + 8 - 7 + 6 - 5 + 4 - 3 + 2 - 1 + 0 =$ _____

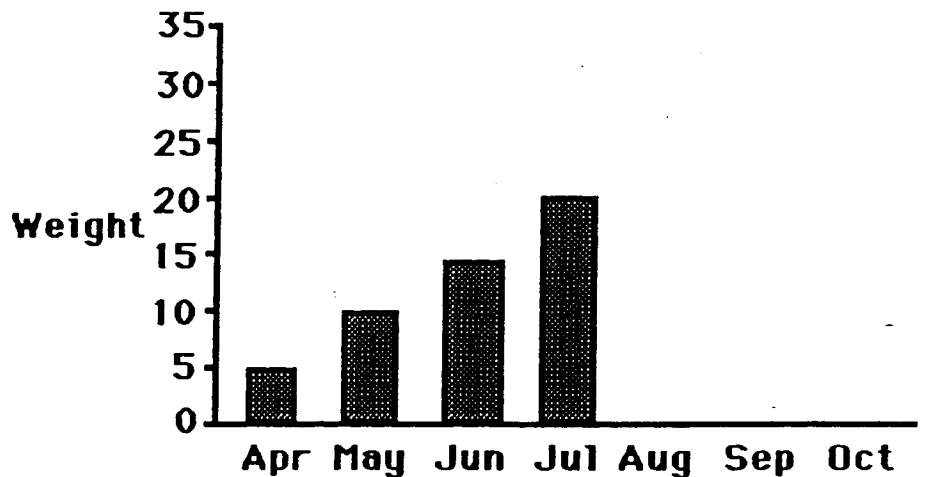
- ★★★ 5. Next year your older sister will be 12, your brother will be 14 and you will be 7 years old. You have a box of 35 birthday candles. Are there enough candles for the birthday cakes?

Answer: _____ (yes or no)

- ★ 6. Pretend that yesterday was May 5th. Then tomorrow would be May _____.

- ★★★ 7. Rachel got a baby chick for Easter. She made a graph of the chick's weight, in grams, each month.

- a. How much did the chick gain from April to May? _____ grams
- b. How much did the chick gain from May to June? _____ grams
- c. Finish the graph. Show the chick gained 5 grams each month through October.

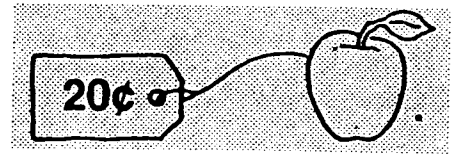


SUNSHINE MATH - 1
Venus, XVIII

Name: _____

(This shows my own thinking.)

- ★★ 1. You have a dime and four pennies. How much more do you need to buy the apple?



Answer: _____ ¢

- ★★★ 2. Rachael goes to the zoo at 10:15. She stays until 1:00. Which animals can she see being fed?


Feeding Times

Animal	Time
monkeys	10:00 to 10:10
lions	10:30 to 10:45
elephants	11:00 to 11:30
bears	12:00 to 12:30
zebras	1:30 to 1:45
giraffes	2:30 to 2:45



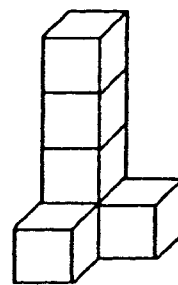
Answer: _____

- ★★★★ 3. I saw some lions at the zoo. I counted 24 lion legs. How many lion tails did I see? How many lion eyes did I see?



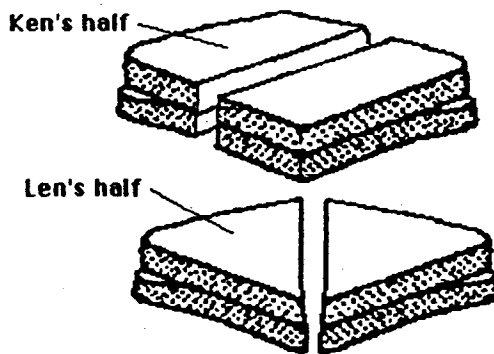
Answer: _____ tails and _____ eyes

- ★★ 4. Paul made three figures like this from blocks. How many blocks did he use altogether?



Answer: _____ blocks

- ★★★★ 5. Twins Ken and Len had the same size sandwich. Ken cut his sandwich in half and ate one part. Len cut his sandwich in half and ate one part. Who ate the biggest half?



Answer: _____

- ★★★★ 6. In *arrow math*, follow the arrow. For example, $38 \rightarrow 39$ and $23 \nearrow 14$. Write the new number in each box.

1	2	3	4	5	6	7	8	9	10
11	12	13	14	15	16	17	18	19	20
21	22	23	24	25	26	27	28	29	30
31	32	33	34	35	36	37	38	39	40
41	42	43	44	45	46	47	48	49	50

7 \downarrow 4 \downarrow 25 $\downarrow \rightarrow$

- ★★ 7. Use *arrow math* to find this number:

24 $\nearrow \rightarrow \nearrow$

SUNSHINE MATH - 1
Venus, XIX

Name: _____
(This shows my own thinking.)

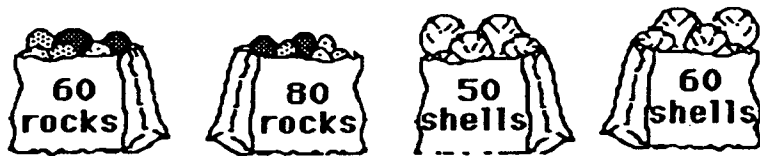
- ★ 1. How many dimes and how many pennies do you need to buy the ice cream sundae?

sundae41¢
soda 36¢



Answer: _____  's and _____  's

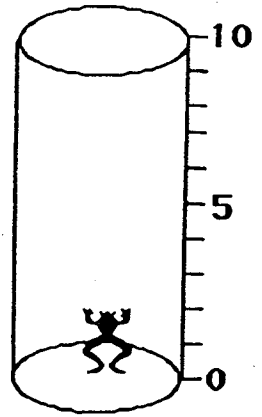
- ★★ 2. Amy bought 20 more rocks than shells. Which two bags did she buy? Circle the bags.



- ★★ 3. Jan tossed three beanbags.
Each beanbag landed on a different number.
Jan's score was 8.
What numbers did the beanbags land on?
Circle them.


1	3
2	4

- ★★★★ 4. A frog fell in a 10-foot deep hole. The frog jumps up 3 feet, but falls back 1 foot while resting for the next jump. How many jumps does it take the frog to get out of the hole? Draw a picture of the frog's trip, to help you.



Answer: The frog got out in _____ jumps.

- ★★★ 5. Write the numbers and the number sentences. The first is done for you.



Shapes
in All:

9

Remove:

all ▲'s

all ●'s

all ■'s

all ■'s
and

all ●'s

Number
Left:

7

Number
Sentence:

$9 - 2 = 7$

- ★ 6. Draw 5 X's in each box.

--	--

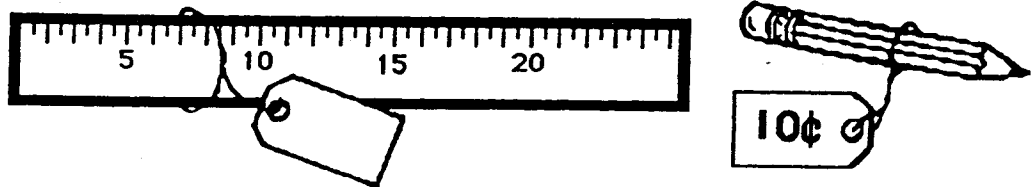
Draw 4 extra X's not
in any box.

How many X's in all?


--	--

Answer: _____ X's

- ★★★ 1. Jake bought a pencil and a ruler. He spent a quarter and two pennies. How much did the ruler cost? Write the cost on the sales tag.




- ★★★ 2. Three apples were the same size. Jorge made the 3 apples balance with twelve 1-ounce weights. How much did each apple weigh?



Answer: _____ ounces

- ★ 3. Use an inch ruler to measure the pencil.




Answer: _____ inches

- ★★ 4. Pete and his 3 friends are lined up. Use these clues to find Pete's place in line.

- Pete is next to his friend that speaks no evil.
- Pete is not on the end.

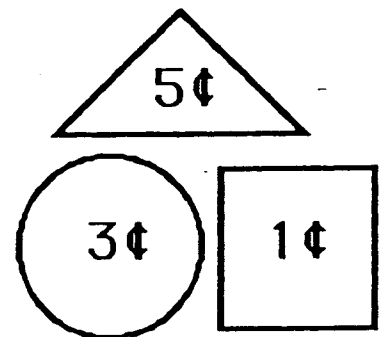
Write your answer here: Pete is _____ in line.



- ★ 5. If you write the numbers 1 through 30, how many times will you write a 3?

Answer: _____ times

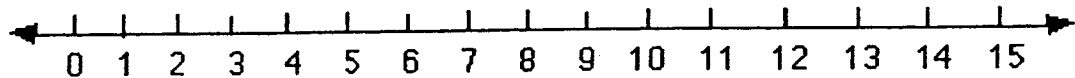
- ★★ 6. Use these shapes. Create a picture worth 18¢. Your shapes can be larger or smaller than the ones shown. Draw your picture below:



SUNSHINE MATH - 1
Venus, XXI

Name: _____
(This shows my own thinking.)

- ★★ 1. A jump is three spaces. The frog starts at zero. He jumps forward 2 times, then jumps backwards 1 time. The frog jumps forward 2 more times. What number does he end on? Circle it on the number line.

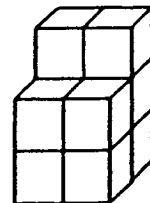


- ★ 2. If the frog above started at 1 instead of 0, and made the same jumps, where would he end up?

Answer: _____

- ★★★ 3. How many blocks will you need to build this tower?

Answer: _____ blocks



★ 4. Use a calculator. Press: $\boxed{2} \boxed{5} \boxed{+} \boxed{5} \boxed{=} \boxed{=} \boxed{=} \boxed{=} \dots$


Stop when you reach 75.

How many times will you press $\boxed{=}$?

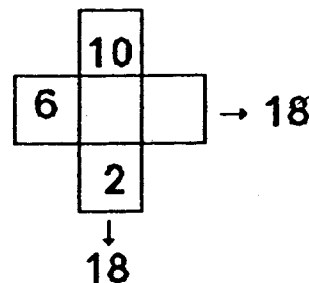
Answer: _____ times

★★ 5. I have 4 coins. One is a quarter. I have 41¢ in all.
What coins do I have? Draw your answer in the box.


Answer:



★★ 6. The 3 boxes across have the same sum as the three boxes down. Write in the missing numbers.



★★★ 7. Linda had 8 apples. Half of them were green.



How many green apples did she have left after she ate one of them?

Answer: _____ apples

★★ 1. Karen, Joe and Keesha are playing a game.



Karen has 15 points.
Keesha has 10 more points than Karen.
Joe has 5 points less than Keesha.

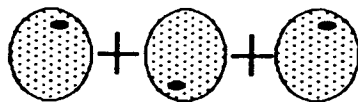
How many points do Joe and Keesha have?

Answer: Joe has _____ points.

Keesha has _____ points.

★★★★ 2. How much does an apple cost?


 +  = 50¢

 = 60¢


Answer: _____ ¢

★★★ 3. An angle is a corner where two straight lines meet.
How many angles are there in the sale tag to the right?

Answer: _____ angles



- ★★★★ 4. Jane, Bill, Tom and Sue went to the school carnival. Jane won 4 prizes. Bill won 2 prizes. Tom did not win a prize. Sue won 6 prizes. Use the key to make the right number of happy faces for each child.



Jane	
Bill	
Tom	
Sue	

Key: 2 prizes = 😊

- ★★ 5. Roll a die 20 times. Make a tally mark each time below the face that lands 'up'. Circle the face that comes up most often.

- ★★★ 6. Practice adding in your head on the problems below. Find numbers that add to ten. This will make your work easy.

6	7	9	2	5	8	1	3
2	1	8	5	6	9	3	4
8	3	1	5	1	2	7	6
4	9	5	2	4	1	6	8
<u>+1</u>	<u>+2</u>	<u>+3</u>	<u>+3</u>	<u>+7</u>	<u>+4</u>	<u>+2</u>	<u>+7</u>

When you turn in your paper, you will have a problem like this to do in your head. Put your answer here:

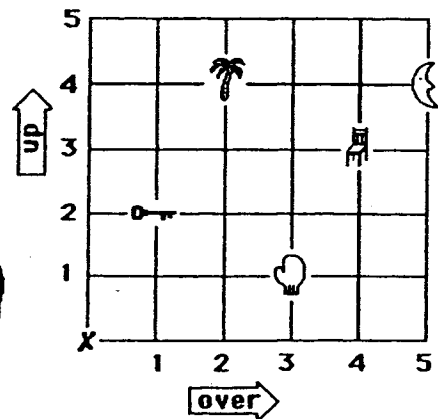
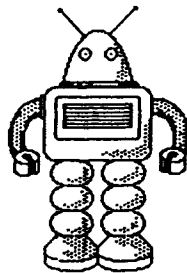
SUNSHINE MATH - 1
Venus, XXIII

Name: _____

(This shows my own thinking.)

- ★★★★ 1. Help the robot. Tell him how many steps *over*, and how many steps *up*, to find an object. The robot always starts at X.

The first one is done for you in the chart.



To find the:	Go over:	Go up:
tree	2	4
mitten		
chair		
key		
moon		

- ★★ 2. Margo's cat had 4 kittens. Her hamster had 5 baby hamsters. She gave away 3 kittens and 2 hamsters. How many animals did she have left to play with?

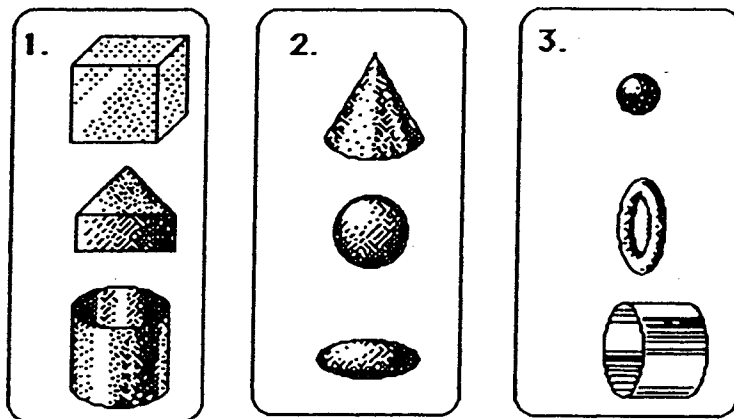
Answer: _____

- ★★★ 3. Put either ¢ or \$ beside each number below. The sentence should make sense, after you are through.

- A new shirt might cost 10 .
- A piece of bubble gum might cost 5 .
- A new pencil might cost 25 .

★★★ 4. Match each picture with the best rule. Write the letter of the rule on the given line. Use each rule only once.

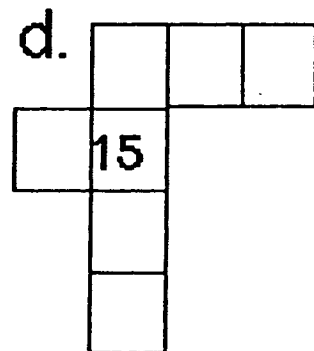
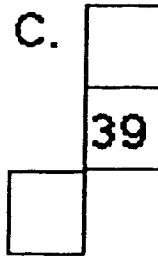
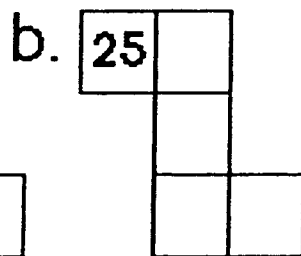
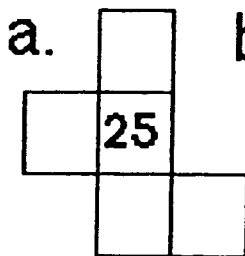
- Rules A. They can all roll straight.
 B. They can all be stacked on top of each other.
 C. They all have a curved side.



Rule: _____ Rule: _____ Rule: _____

★★★★ 5. Use the number chart to fill in the missing numbers.

1	2	3	4	5	6	7	8	9	10
11	12	13	14	15	16	17	18	19	20
21	22	23	24	25	26	27	28	29	30
31	32	33	34	35	36	37	38	39	40
41	42	43	44	45	46	47	48	49	50



SUNSHINE MATH - 1
Venus, XXIV

Name: _____
(This shows my own thinking.)

★★ 1. How old are you? _____
How old will you be in 10 years? _____

★★ 2. Circle the hidden facts.
Go across or down.
One is done for you.
Find at least 12 facts.

16	9	7	12	18	2	13
8	2	2	4	9	0	9
8	11	4	7	9	2	5
6	6	12	4	14	12	14
10	2	8	11	8	7	13
2	4	13	6	6	14	5
2	6	8	10	9	9	6
9	4	5	6	2	5	11

★★ 3. Find the pattern to fill in the missing numbers.

→ → → → → →


★ 4. You leave home at 4:15 PM. You must be home in an hour and a half. What time must you be home?

Answer: _____

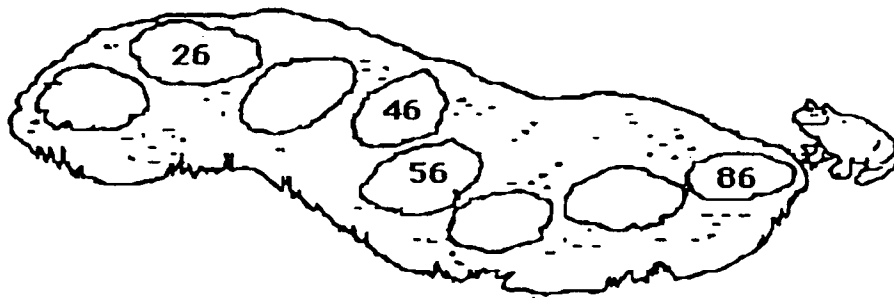
★★ 5. Which animal won the pet contest? Circle the animal.

The winner's number is:

- less than the number of days in a week
- greater than $5 - 4$
- not the number of toes on one foot
- not counted when you count by two's



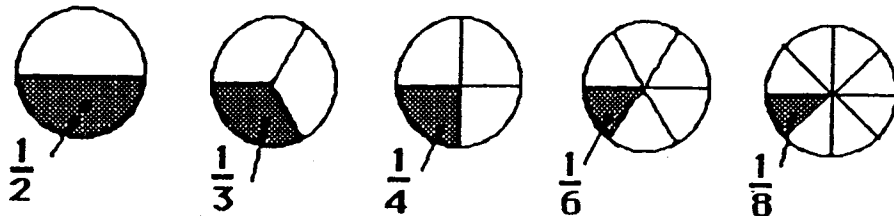
★★★★ 6. Help Fred the frog hop back across the pond. Fill in the missing numbers on the lily pads.



★★ 7. You and a friend share 5 pieces of gum fairly. How much does each get? Circle the best answer.

- One gets three pieces, the other gets two pieces.
- One gets four pieces, the other gets one piece.
- Both get two and a half pieces.


★ 1. Which piece of pie is the biggest? Write the fraction.



Answer: _____

★★ 2. Use the tax chart to find the tax for each item, and then write the total cost of each of the items below.

Tax Chart	
Cost of an item	Tax
From 1¢ to 20¢	1¢
From 21¢ to 40¢	2¢
From 41¢ to 60¢	3¢
From 61¢ to 80¢	4¢
From 81¢ to \$1	5¢




Answer: A pencil costs _____. Paste costs _____.



Scissors cost _____. A ruler costs _____.

★★ 3. Mary had \$5.00. She bought bread for \$1.00 and a candy bar for \$1.00. How much change should she get from the store clerk?

Answer: _____

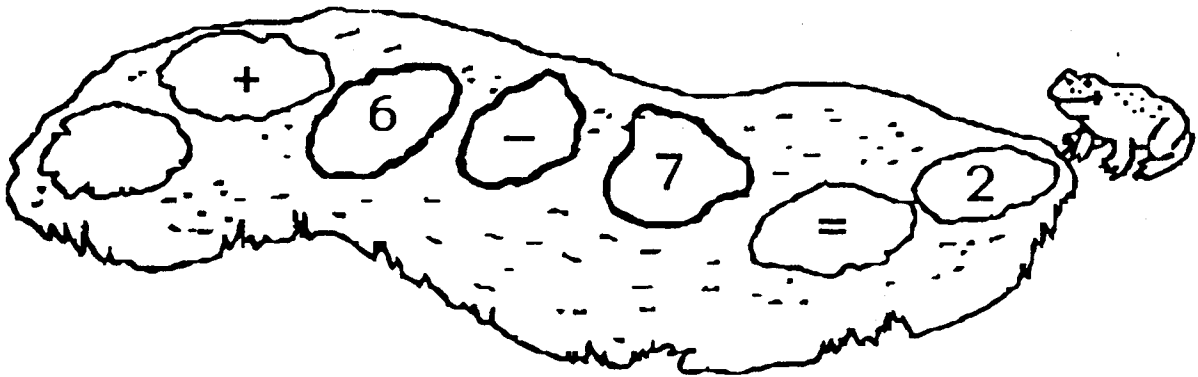
- ★★★★ 4. How many ways are there for 5 mice to live in two houses? Hint! Finish the chart.



	
0	5
1	4

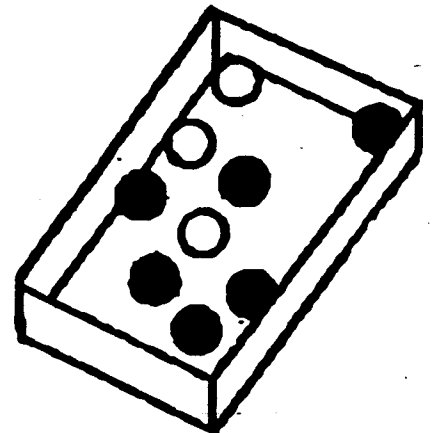
Answer: There are _____ ways.

- ★★ 5. Help Fred Frog hop back across the pond. Fill in the missing number on the lily pad.



- ★★ 6. Wayne had to pick up a marble without looking. Which one did he probably get, black or white?

Answer: He probably got a _____ marble.





Florida Department of Education
Frank T. Brogan, Commissioner




ANSWERS

Commentary


Venus, I

1. (7) $15 - 8 = 7$. Students might use cubes to represent the strawberries. Making up a story to go with the problem might help some students who have trouble. They are likely to solve the problem by *counting on*.
2. (12) $5 + 7 = 12$. Manipulatives to represent the bugs, or drawing pictures of the bugs, will help some students.
3. (12) 1st week-2 books, 2nd week-4 books, etc....6th week-12 books. Students who simply add or subtract the two numbers they see in the problem will need to act this out, with real books and a calendar.
4. (fish) The problem is an intuitive introduction to probability. The chance is greater for getting a fish because fish take up more area of the circle. Some students unfamiliar with spinners may choose "bird" because that is where the arrow is pointing to in the drawing.

5.

September	
October	
November	

6. (A square divided into 5 sections.) Be lenient with student's drawings. Some will have the right idea, but their small motor skills aren't developed enough to draw such a figure precisely. Have them describe their figure to you verbally, and give them credit if their description is correct.



Commentary

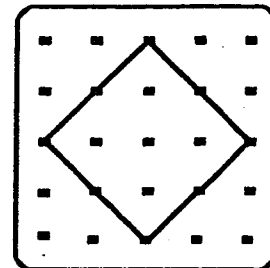
Venus, II

1. **(A)** Students might want to cut out shapes like these, and see if they can make them fit. A is half of the square shape. The rectangle and hexagon will not fit the shape.
2. **(basket of berries and the truck)** $15¢ + 18¢ = 33¢$.
3. **(Second Tile)** There are five dots on this tile. Each of the other tiles have seven dots.
4. **(Ben, Ken, Jen, Len, Zen)** Students might enjoy lining up like this themselves, to act out the roles. Drawing a picture most-to-least will also help answer the question.
5. **(9 + 4 = 13)**
6. **(6)** Most students can *guess and check* to find the mystery number. They would perhaps guess it was 5, then go through the steps and find that 5 was too small because you don't get 14. So they would revise their guess up. *Working backwards* might be appropriate for some students. For them, you would start by reversing the last step -- what did you have, before you added 2 and got 14? Then what number can you add to itself and get 12?

Commentary

Venus, III

1. (3) This is a simple subtraction problem.
2. (See the square to the right) Students need to see geometric figures that are not in the usual orientation. They need to know that figures remain the same -- squares, triangles, and so on -- when they are rotated.



3. (1) Students will enjoy making their own survey similar to this one, and discussing the data. After they do so, this problem will be easy for them.
4. (rectangle) This may be the students' first introduction to the process of elimination. As they read each clue, they can write the name or initial on the shape. Then by process of elimination, the shape that is left must be Mark's.
5. This problem assumes that students have worked with a hundreds chart in class. If not, it would be necessary to introduce this to students before they attempt this problem. Based on the hundreds chart the student will see that each row is ten more than the previous row.

		4	
13	14		
23	24		
	34	35	

6. (13 - Least; 96 - Greatest) Students might enjoy taking only 2 digits at random from a stack of cards, and making both the greatest and the least number possible with those two digits. They can play a game in which each child draws 2 such cards from a deck, and the teacher draws a card at random that says either "greatest" or "least." The child who wins that round gets to be the teacher on the next round.
7. (6¢, 9¢, 12¢, 15¢, 18¢, 21¢; ... 30¢) Students will fill in the chart according to the pattern of counting by threes, or they might just count by ones each time. The final answer -- the amount for 10 pencils -- requires that they go beyond the chart.

Commentary

Venus, IV

1. (5) Students will probably add $2 + 8 + 1 + 3 = 14$ and then subtract 14 from 19 to get 5. Some will start with 19 and subtract 2, 8, 1, and 3 to get 5. Others may *guess and check*.
2. (8; 16; 32) Students can count the cats to decide how many tails, although not all the tails themselves are visible. They can also count the ears, since they are visible. The challenge is to count the legs -- they are not visible, and a child will have to count four per cat.
3. (8 o'clock) If a student knows that the answer is 8:00 but doesn't know how to draw the clock hands, give them partial credit.
4. (10) This problem could be modeled by taking 5 pieces of paper, 1 per bug, and cutting them apart. An extension of this problem, which will come up in later years, is to consider what happens when those 10 bugs break in half, and then those 20, and so on.
5. (The chart would be similar to that below.)

Child Pulling	Child Riding
Alice	Sam
Alice	Kevin
Sam	Alice
Sam	Kevin
Kevin	Alice
Kevin	Sam

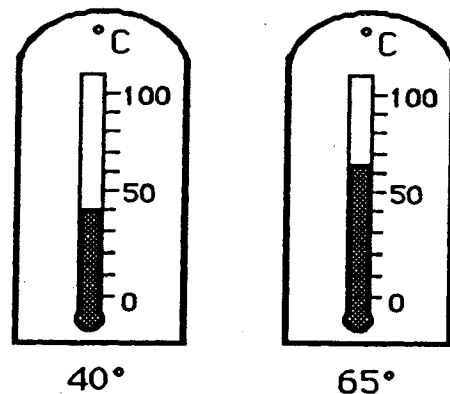
6. (6) The problem involves both adding and subtracting, and also has extraneous information. The two positive runs are added, and the yardage lost is subtracted. The jersey number has nothing to do with it. Some students might not know what the terms mean, if they are unfamiliar with football. It would profit those students to have a little about the game explained to them before they attempt the problem.
7. (10) Students can draw triangles in the large shape, to cover it. 12 triangles exactly fit, and this number is closer to 10 than to 5 or 20. A visual estimate should tell students that 5 is not enough, and 20 is too large a number.

Commentary

Venus, V

1. (5 dots, 3 dots, 1 dot) The first box has 11 dots, the second has 9 dots, the third has 7 dots. The pattern is then the odd numbers, counting backward from 11.

2. (The marked thermometers are shown to the right.) Each line on the thermometer represents 10 degrees, although this will not be obvious to all students. They may have to be prompted to see what number they count by -- *ten* -- starting with zero, to get to 50 at the 5th count. Practice in counting by tens should help. The second thermometer requires that they realize that 65 is half way between 60 and 70. As students practice counting by tens, this can be an extension.



(Don't expect the children's marks on the thermometer to be precise.)

3. Students can *guess and check* with + and - to find the answer. Or, they might notice that + had to precede 6 since it's impossible to add the three previous numbers, subtract 6, and get 11. So the three numbers before 6 must turn out to be 5, once the computation is done for them. This makes the problem simpler.

$$3 \boxed{+} 4 \boxed{-} 2 \boxed{+} 6 = 11$$

4. (2) Fair shares is a good way for students to meet division before ever knowing how to perform the operation with numbers. The problem would be easy if the 6 cookies were grouped 2 to a plate, but here students will have to take one from both plates and give it to the middle person, to divide them fairly. They might draw lines from each child to 1 cookie, to show giving them out, then a second line.
5. (14) Students can actually act out a problem like this, using paper instead of crayons.
6. (40¢) Drawing a picture of the cards with buttons on them, till you have 12 buttons, will help students. Then they can label each card with 10¢, and count by tens to find the total.
7. (10) The pattern is that the white squares increase by 1 each time you move to the next figure -- 1, 2, 3, and so on -- and the grey squares increase by 2 each time -- 4, 6, 8, and so on. Therefore the next number of grey squares would be 10. Some students might draw the next picture, and actually count the grey squares to verify this answer. An extension of the problem would be to continue the pattern further.
8. (a. hands, etc.; b. fingers or toes; c. hair) The notion is for students to think about numbers that come naturally to them. Part (c) requires them to think about a large number, but one that is "real-world" to them.

Commentary

Venus, VI

1.

<u>Less than 11</u>	<u>Greater than 15</u>	<u>Greater than 36</u>	<u>Numbers that do</u>
10, 3, 2, 5	less than 28	39, 42, 48	not belong in any
	1 7, 26, 20, 19		<u>basket</u>
			29, 31, 34

This problem will show which students have an intuitive feel for numbers that are greater than or less than other numbers. The middle basket requires that a number meet two conditions, and this will be new to many students. A help would be to indicate the "critical numbers" 11, 15, 28, and 36 on a number line, with a basket drawn under the set of numbers that match its conditions. This will provide a visual interpretation of the problem.

- (2¢) Students should have an intuitive knowledge of a dime being 10¢ and a nickel being 5¢, and the two together being 15¢. Therefore removing 13¢ from 15¢ leaves 2¢.
- (, 11) Students can subtract 4 from 7 to find the answer that belongs in the box, or they might find it simply by knowing that 3 is the number that adds to four to give seven. In either case, 3 is then added to 8, giving 11.
- (20 and 50) Students might find the boxes in a number of ways. They might start with the largest, 50, then *count on* by tens for the box of 20. Or they might simply add the numbers as 5 tens plus 2 tens, getting 7 tens or 70. Or, they might use a calculator and add 20 + 50.
- (bottom) Taking out three blocks, labeling them with the 3 colors, and stacking them up according to the two conditions will help students who have trouble with this problem. One possible source of difficulty is that the symbols on the blocks (6, A, and P) are arbitrary, but some students will assume they have meaning in the problem.
- (8) Students can count the concentric triangles, as well as the individual ones. Some will have trouble with the triangle with a square in it, feeling that this somehow is disallowed. Or, they might count the square, not distinguishing it from a triangle.

Commentary

Venus, VII

1. (14; 35) If the dog ate 9 flies, then the cat ate 12 flies and the bird ate 14 flies. Together they ate $9 + 12 + 14$. This problem may be troublesome for children because you don't simply add or subtract with the numbers that appear. It might be helpful if they act out the situation, using manipulatives, stressing the words *more than* in the problem.
2. (20) If one lamb has 4 legs, 2 lambs have 8 legs, and so on to 5 lambs having 20 legs. Students might draw stick figures of the lambs, and count their legs as they draw them.
3. (2) If one truck costs 13¢, then 2 trucks cost 26¢. You can only buy 2 trucks for 30¢, and you'll have 4¢ left. A student might want to act this problem out with 30 pennies, putting down 13 for each purchase.
4. (ABC) Since B belongs to the square and the triangle, it counts as belonging to the triangle.
5. (46) As 4 tens are 40, the *tens* place has a 4 in it. Therefore there is a 6 in the *ones* place. Students might enjoy doing some more "mystery number" games like this, giving a hint as to either the *ones* or *tens* digit first, then the other.
6. (−, +) Using trial and error, the student can put the correct symbols in the circle to make sense.

$$13 \quad \ominus \quad 4 \quad \oplus \quad 8 = 17$$

7. (10) Research is beginning to show that students coming to first grade already have intuitive knowledge of some fractions, and "half" is one of those. They may not get this problem correct, but many can divide a collection of food or other such common objects among several children. In this case, two children could act out the roles, one starting with 20 pennies and the other with none. They would divide them by going "one for you, one for me," and so on.

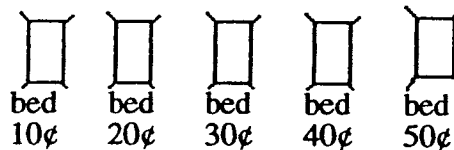
Commentary

Venus, VIII

1. The outside figures which repeat are square, oval, then triangle. Also, there are two lines in the first set of three such figures, then one line slanting down from left to right in the second set, then one line slanting up from left to right in the third set. The last figure is shown to the right.

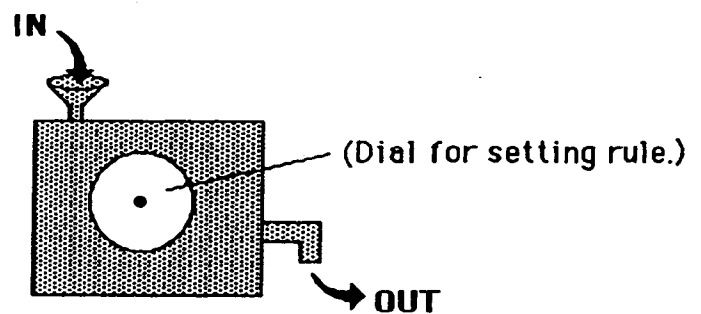


2. (One clock should show 2:30 o'clock.) Students have a choice in this problem of the way they should answer. A student who knows both ways of recording time should receive an extra, bonus star.
3. (5 times) Students can draw a picture to solve the problem. They should be encouraged to count by tens also.



4. (4) Students could write all the numbers from 1 to 40, and select those with a 7. Some will be able to do this problem mentally, by thinking 7, 17, 27, 37, perhaps by counting out loud.
5. ($a > b = c <$) Most students will be able to add the amounts of money on each side mentally. If not, they can use a calculator. The difficult part, but important, is for them to write down or remember what sum they get for each side, until they have computed the amount on both sides, and can compare.
6. (15) Counting all the days from December 17 to 31 is the most likely way that students will find this answer. A calendar presents a lot of patterns for students to look for, and might be useful in other math activities.
7. (17, 20, 31) It is interesting and instructive for students to see a model of a function machine, of which this problem is one type. They will enjoy having a physical model of such a machine, as shown below, with a dial that really turns. Then they can play a game with each other, with one making up a rule (the rule setter) and "setting the dial," and the other giving In numbers. The rule setter then gives the Out number, and they record this on a chart. After the rule is discovered, the roles are reversed.

For an extension of this situation, once the rule is discovered, have the student give an Out number, and the other student try to decide what number went In. Do not stress reversing the rule -- allow them to decide on the In number simply by intuition.

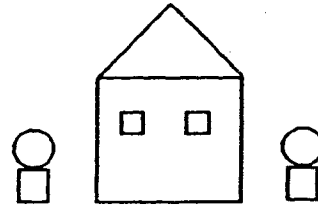


Commentary

Venus, IX

1. (43¢) The ears, nose, and teeth are 9 triangles, which costs 27¢. The two eyes are squares and cost 10¢. The face is a circle and costs 6¢.

Students might practice this problem with a different shape, such as the house and two bushes to the right.



2. (20 or 21 cm) Students will solve this in different ways. Some will count by ones from 4 (or perhaps $4 \frac{1}{2}$), up to 25. Some might count by ones, but start at 25 and work down to the other end, 4. Others will mark the length of the tape dispenser on a piece of paper or another object, and hold that distance up to zero on the scale and read the other end. Others will count backwards (25, 24, 23, ...) down to 4, but then they won't know the answer unless they know how many times they counted. A few might subtract 4 from 25.
3. (9, 11) Students might practice making patterns like these out of tiles, cubes, or other manipulatives. A prompt might be to ask students having difficulty with such problems -- how do you get from step 1 to step 2? How do you get from step 2 to step 3? This will encourage them to relate each figure to the one which immediately follows or precedes it. Students who are unfamiliar with patterns might have trouble focusing on the parts of the pattern, and be looking globally at the design.
4. (19) Students might *guess-check-revise* for this problem. That is, they might try a number like 10 to start, and see if they get 13 after subtracting 6. They then revise their guess of 10 accordingly.
5. (3) To balance the scale, the student has to draw three apples on the right side of the scale. A key to solving such problems is some familiarity with balance scales in the classroom, knowing that the same weight must be on both pans for the bar to be horizontal. This model is important for later work with Superstars as a balanced scale is a physical embodiment of the way the equals sign is used in mathematics.
6. (4) Students will approach this problem in different ways. Some will count out individual pieces one at a time for the 4 kids, till all are gone. Others will divide each pizza into four equal parts, so each kid will get 2 pieces from each pizza for a total of four. Still others might think initially that 2 kids can share both pizzas, and cut each pizza in half and thus give 4 adjoining pieces to each kid.
7. (48, 46, 45, 86, 85, 84, 65, 68, 64, 56, 58, 54) Students might practice this problem with only 3 cards first, and different numbers than the four given.

Commentary

Venus, X

1. **(12)** Students need to include Jill with her five friends to make six children. Drawing a picture of each child, and 2 cupcakes per child, will help find the answer by counting.
2. **(25¢, 10¢, 5¢, 1¢, 1¢)** A good strategy is for students to start with the largest coin they can, and work from that. In this case, start with a quarter because 2 quarters is too much. Then add a dime -- two dimes are too much. Continue in this fashion.
3. **(Saturday)** If students are unfamiliar with a calendar, they might not know to place a 1 in the box under Thursday, and a 2 in the next box, and so on. Practice problems like this could involve looking at a real calendar for the present month, and discussing questions similar to these, to familiarize a child with the way a calendar is set up.
4. **(First grade)** The Kindergarten class has 28 students, while the first grade class has 29 students.
5. **(10 squares)** Each window pane is a small square, and the window frame itself counts also. Therefore each window actually has 5 squares showing. The two windows together would therefore have 10 squares.
6. **(accept any answer from 6 to 10, (8 to be exact))** Students with good visual estimation skills or accurate drawings skills might find a reasonable answer without using a real object such as a plate. A nickel is about the same size as one of the plates shown, and so can be used repeatedly to get a good estimate.
7. **(12; 6)** Some students will forget to count the fourth wheel on the car, because it can't be seen. Another common mistake is to either not count the two friends, or count the two friends but not yourself. This problem involves a concrete example of ratio -- 4 wheels to each car; 2 headlights to each car. Similar problems would involve considering a real car and additional ratios -- seat belts, air bags, radio speakers, and so on. Other transportation objects offer more possibilities -- bicycles, big wheels, wagons, skates, and so on.

Commentary

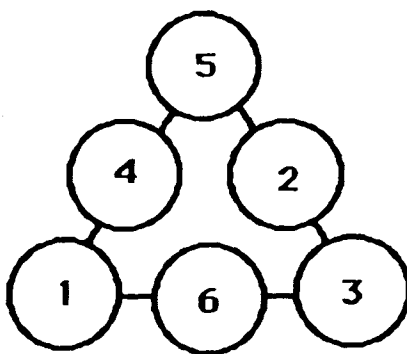
Venus, XI

1. (15¢) Some students may give the answer as coins, instead of as 15¢. They may say they would get back a dime and a nickel, or 15 pennies, or some other combination. Students who have trouble with this problem might want to play a game with a partner, one being the clerk and handing over the change, and then switch roles. They would start counting back the change a penny at a time, and then move to other coins.
2. (22) $6 + 4 + 4 + 4 + 4$ gives 22 steps. Walking off the paces is an active way of getting the answer. Students might also draw a diagram, with each step marked off.
3. (9) The key point that some students will overlook is that Jessica must also be counted. Making a "stick figure" diagram helps students see Jessica also.
4. ($6 + 6 = 12$) Students need to draw in 6 dots to make the domino a double. Then $6 + 6 = 12$ is the addition sentence.
5. (6) An answer can be obtained by visually marking off the length of the paper clip several times in a chain, or measuring it and marking it off accurately. Some students might come up with an answer of 3, $3 \frac{1}{2}$, or 4, because they used a real paper clip instead of the one shown. They should get their stars for this -- the problem doesn't say to use the one shown as the standard unit.
6. (26) Students can *count on* and *count back* to find the answer mentally. Some students will find it troublesome that, the way the problem is laid out, the single digits 3, 2, and 1 are lined up under the tens digit of 24. They might be tempted to combine the digits that are lined up, rather than considering the numbers in context. Acting out the problem should help.
7. (\$6) This problem leads into the next one, problem 8. Hopefully students have previously encountered a sequence of steps to be followed to solve a problem -- a flowchart is simply a way to visualize those steps. Students who have trouble might go through the steps with play money.
8. (6) This problem reverses the thinking pattern of the problem above, number 7. In it, students are asked what number they start with so that, after the steps are followed, they get the end result stated. There are two generally approaches to this type of problem -- *guess-check-revise* to find the start number, or *work backwards* by reversing the steps. If this is their first encounter to such a problem, *guess-check-revise* is the best approach. Students are encouraged to simply guess a start number, do the computation, and if they don't get the indicated answer, guess a higher or lower start number because of what they learned. They keep *guessing-checking-revising* until they are successful.

Commentary

Venus, XII

1. **(scissors, phone)** The pattern is repeated after every third term. The 10th figure is called for because it is the next one not shown. The 14th term is then called for, as this encourages students to predict "down the line" what might appear. Students will enjoy making their own such patterns, and using them with other students.
2. **(B)** One out of four equal parts of the square is shaded in. Most students will not have encountered these names in their formal schooling yet, but some will have an intuitive notion of the word names for these simple fractions.
3. **(72)** Counting by tens, there are 7 tens and 2 which is 72. In experiences leading to this, the tens and ones should be "mixed up" from left to right, so the child has to sort out the tens and ones based on their size, rather than the way someone has already grouped them, as is displayed here.
4. **(8)** There are 6 small triangles around the edges, and then the two large triangles themselves. The purpose of this problem and similar ones is for students to see both the overall structure of a design, and also the small parts that make it up.
5. **(One solution shown below.)** Try a *guess and check* strategy. Try 6 numbers in different places until you find the combination that works. Be sure the sum along each side is 6. A hint might be that the 5 and 6 need to be "separated."



6. **(2, 2; 4,3; 4,0)** This problem is an introduction to the Cartesian Coordinate system. It is important that students remember to go east first, then north. Although this is merely a convention, it is an important one to keep in mind.
7. **(11:00)** Showing time on clocks will be new for some students, but not for others. Students are asked to respond using both types of common clocks. The time increments in the problem are limited to "half hours" so that students can intuitively add the time periods.

Commentary


Venus, XIII

1. (**Rope = 54¢, Quilt = 79¢, answers will vary**) Students will enjoy adding up the values of certain familiar words, as practice for this problem. They will enjoy seeing whose name "costs the most," and so on. Note that some students may interpret "Your first name" as finding the value of those three words, which is 184¢.
2. (**A. 8 B. 13 C. 6**) Students need to count all the stars in the given shapes. This is a Venn diagram-type problem.
3. (**Tiger**) The tiger weighs more than the bear because his side of the scale is lower. A balance scale will be used in many problems in Superstars in the years to come, as it provides a physical model of an equation.
4. (**The ornament and pencil.**) This problem involves symmetry. The ornament has a vertical line of symmetry, and the pencil has a horizontal line of symmetry. It is interesting to see if students color one of these two but not the other, i.e., do they more easily see one type of line of symmetry than the other type?
5. (**C: 4 meters**) Visual estimation is the key to success with this problem. If it's 2 meters from Susan's to George's house, then it's about that same distance from George's to Mary's and from Mary's to Barry's. So it's about 4 meters from George's to Barry's house.
6. (**6**) Students who have trouble with this problem can approach it in one of several ways. The way used most often is to simply trace the paths with their finger, and try to count them as they go to a new one. Hopefully they will try an organized approach to this problem, such as using only path A and seeing how many ways there are, then moving to B and seeing how many ways there are. Students might try making an organized list, such as: AC, AD, AE, BC, BD, BE.

Commentary

Venus, XIV

1. (40¢) It will help students to draw a diagram. Each cut is 10¢, but it takes 1 less cut than the number of pieces needed. Five pieces will take 4 cuts, giving 40¢ for the cost. Students might enjoy acting out this problem or similar ones, cutting a piece of string.
2. (A) Students with good visual discrimination skills will have no trouble with this problem. Others might choose to trace over the cut-out area, cut it out, and see which one it fits.
3. (7¢) The problem involves the concepts of *greater than* and *less than*, in one problem. In this case, the words are used naturally with coins and should be more meaningful to students than if the words were used simply with numbers. Similar problems used in the classroom will develop this skill in children in a natural way, before it is met in a more formal setting, and with symbols $>$ and $<$.
4. (about 30) The students can see only "7 - 4", but they know that this means "seventy-something minus forty-something." The answer to that is "about thirty-something."
5. (5) For this problem, students might actually lay out rows of 10 stars each, until they have 50 stars, or make such a drawing. Students will enjoy drawing an American flag, given this information and the picture showing the 13 stripes.
6. (3 to 5, (4 to be exact)) Answers will vary, but this range is appropriate. Some students might want to take a coin about the size of the cat, and move it around the mat to get an estimate.
7. (Use your judgement.) The tail should not be real short, or real long. Anything that is reasonable should earn credit. The actual picture that this drawing was taken from is shown below. Notice that the tail doesn't look quite as long as the height of the kangaroo, but that's because it is curled up.



Commentary

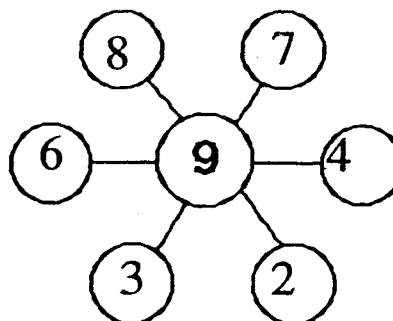
Venus, XV

1. **(Check rectangle drawn on paper.)** The first problem is to encourage students to draw a rectangle of a certain size, enabling them to find the perimeter in the next problem. Some students will not know what a rectangle is, and others might not know how to measure with a ruler yet. For the latter student, encourage them to use a "centimeter cube" or some other device that can be repeatedly used as a single unit to measure distances.
2. **(20)** This problem gives an intuitive introduction to *perimeter*, although the word should not be introduced as yet. Students can find the answer by counting $3 + 7 + 3 + 7$.
3. **(Out: 8; Out: 12; In: 27)** Students are introduced to a function machine in this problem. They will enjoy having a machine like this in class, made from an old box with a plastic lid for a dial and a funnel for the "In" chute, and pretending to "set the dial" for each other, filling in a chart to see who can guess what the dial is set to do. In the first two parts of this chart, they subtract 7 from the input number. In the last entry, they must decide what the input number is, for the output of 20.
4. **(yes)** Richard has 38ϕ . If he spends 10ϕ , he'll have 12ϕ left, which is enough for the 10ϕ eraser. Some students might have trouble with this problem if they don't know the value of coins, and so can't find the initial amount of 38ϕ .
5. **(4)** This is the first introduction that students have in *Superstars III* to a pictograph in which the symbol stands for a number other than 1. Some students will find the total for both milk and soda, and subtract 6 from 10. Others will note visually that there are 2 more symbols beside milk, each representing 2 cups, and get 4 cups that way.
6. **(9)** This is a simple addition problem. Students might make a mark for each truck and count, or they might add the numbers they see in the problem.
7. **(5:30)** The problem involves *process of elimination*. The first and second clues eliminate 4:00 and 6:00 o'clock respectively. The last clue eliminates 5:00, leaving 5:30 as the correct answer.
8. **(104)** Students will solve this by adding 26 four times. A calculator should be encouraged.
9. **(11)** Students must use visual clues to see that the duck weighs 5 and the duck and cake together weigh 16. Therefore the cake alone weighs $16 - 5$ or 11 ounces. Students will enjoy making up problems such as this for each other, in the regular classroom.

Commentary

Venus, XVI

1. (One solution shown to the right.) The numbers may appear on the array in a different position. Students will likely solve this simply by guess-check-revise. A few might notice that, since 9 already shows for each line, the other two entries on a line must total 10. So 8 can be matched with 2, 6 with 4, and 3 with 7.



2. (Jan 10, 4, Jan 23) Students should be familiar with a calendar by this point in the first grade. They have likely played games similar to the questions asked, alternating roles with other students to ask the questions. In a previous *Superstars III* activity, students were asked to actually place the numbers on such a calendar.
3. (157) This problem is not new to students, except that in their books they might have always seen the blocks already arranged for them, from biggest to smallest, left-to-right. This problem requires that they understand that they must collect the tens together and the units together, before proceeding. This problem, then, is at a little higher level than typical ones found in their textbooks.
4. (a. 10 b. 30) This problem is an intuitive introduction to *rounding off to the nearest ten*. However, at this point students should find the answer by pointing out about where 13 and 28 are on the line, and visually comparing their distances to the numbers asked. Placing the numbers 13 and 28 on the line involves *number sense*.
5. (8, 2, 12 and 16) This pictograph involves a key. Students previously considered such a pictograph, but there was only one symbol used in the chart. Here two are used, introducing more complexity but also more opportunity for growth.
6. (10) The pencil has already been "lined up" for students, so all that is required is that they count the boxes to find the length.
7. (Measure the student's drawing for 7 cm .) In this problem, the student must use 7 centimeters from the picture above as the length, and sketch a pencil this length. This problem is more activity-oriented than the previous problem as students are asked to actually produce a figure.

Commentary

Venus, XVII

1. **(15 pennies)** Students can actually make the additional rows with pennies, or they might draw the pennies needed. Some will notice that each new row means the next consecutive number of pennies is added -- e.g, 4, then 5, then 6, then
2. **(The calculator is working fine.)** Although students this young haven't computed with decimals with paper and pencil, they can do this problem on a calculator and see what kind of answer they get. It makes intuitive sense to them, at least with money at this stage, that \$7.00 means the same as \$7.
3. **(3 inches)** The ruler must be placed so that the object being measured starts at zero, to read the inches directly. A few students might not align the object at zero and still get the right answer, by counting the inches from where the object is aligned on the ruler.
4. **(5)** Students might do this problem on a calculator. Some who do it from left to right, one number at a time, will notice the pattern of the build-up for every two numbers considered. I.e., $10 - 9$ gives 1, then add 8 and subtract 7 and you have 2, then add 6 and subtract 5 and you have 3, and so on. Students will enjoy doing patterning problems such as this.
5. **(Yes)** The answer is yes because $12+14+7=33$, and since you have 35 candles there will be enough. Students might approach the problem by drawing a picture of the candles and counting, or perhaps by addition.
6. **(May 7th)** If yesterday was May 5th, today is May 6th and tomorrow will be May 7th. Some students will forget to count "today" since it isn't mentioned in the problem.
7. **(a. 5; b. 5; check the student's graph)** The bars on the graph should extend up in the same fashion as from April through July. Follow-up questions could involve the overall number of grams gained from April through October, and what would likely happen to the graph over time (the chick wouldn't continue to grow at this rate).

Commentary

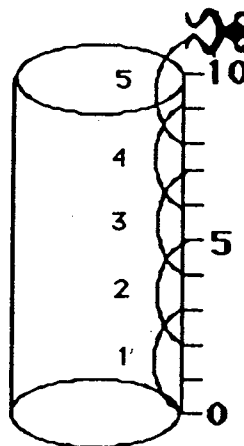
Venus, XVIII

1. **(6¢)** Students will need to know that a dime is 10 pennies, and four more pennies is 14¢. Therefore 6¢ more is needed to get to 20¢. Some will count up from 14 to 20, and some will subtract.
2. **(lions, elephants and bears)** Rachael is too late to see the monkeys and too early to see the zebras and giraffes being fed. This problem involves reading a chart and using knowledge of time.
3. **(6 tails and 12 eyes)** Students might draw the lions with stick figures, with 4 legs on each, till they have 24 legs. Then they can count the number of lions they drew, put a tail on each, and have the first answer. They might put two dots on each stick figure for the eyes, and count to get the second answer.
4. **(18 blocks)** Each tower has 6 cubes, but one of them is hidden from view. If students actually make one of the figures, they will readily see this.
5. **(neither)** The twins ate the same size pieces. The best way to demonstrate something like this to students is to take 2 identical squares made of wood and cut them in the two ways shown, then weigh one piece from each cut. The two pieces should balance. If you try this with an actual sandwich, be sure the bread is square or rectangular, without rounded corners, or the "halves" may be off somewhat.
6. **(17, 14, 36)** Many students will not realize what these symbols mean, and others will see it naturally. Those who have trouble probably don't realize that the first number shown is where you begin, and the arrow shows movement from that spot on the chart to another number on the chart. The second number is where you end up on the chart. Students can practice this by placing a finger on the start number, then moving with the arrow to the final number called for by the box.
7. **(7)** This problem involves three of the arrow movements. These problems can be extended in the classroom by introducing the other arrow movements not shown, by stringing together more arrows, by using arrows which cancel each other's movement, and even by giving the arrows and the end number, and asking where you started.

Commentary

Venus, XIX

1. (4, 1 or 3, 11, or 2, 21, or 1, 31, or 0, 41 are all acceptable.) Most students will find this answer with no trouble. The most likely answer is to have the most dimes possible, but other combinations of dimes and pennies to make 41¢ are acceptable. Notice that there is extraneous information in the problem -- this might bother some students, if they have never met a problem of this nature previously.
2. (The bags with 80 rocks and 60 shells should be circled.) Students will need to compare the two bags of rocks and two bags of shells, looking for a difference of 20. By process of elimination (60 rocks and 50 shells won't work, for example) they can find the answer.
3. (1, 3, 4) Students can find this answer by trial-and-error.
4. (5) The problem is an excellent one for which to draw a diagram. Such a diagram is shown to the right.




5. (9, 6, 9 - 3 = 6; 9, 5, 9 - 4 = 5; 9, 2, 9 - 7 = 2) The only difficult part of this problem is that the number to be removed is not recorded, until it's written in the number sentence. Students who have difficulty with this problem might perform better if they have real objects shaped as triangles, squares, and circles, and a 3-by-3 board, and remove the objects as directed, recording as they go.
6. (24) Some students will make the marks in the boxes, and simply count by ones to find the answer. Others at a little higher level, will count by 5's and then by 1's. Others might add four 5's and then four 1's, and still others will put two groups of 5's together, and count by tens.


Commentary

Venus, XX

1. (17¢) The problem is a two-step one for most students in that they must first determine that a quarter and 2 pennies is 27¢. Then they must find the difference in 27¢ and 10¢. Some student will think of it as a one-step problem since putting a quarter and 2 pennies together to get 27¢ is something they won't consciously think of doing.
2. (4) Students might use 3 identical physical objects to represent the apples, and 12 identical cubes or other objects to represent the weights. Their problem is then to divide the 12 cubes fairly so that each apple has the same number of cubes.
3. (4) The student needs to align the "zero point" of an inch ruler with the end of the pencil, to read the number of inches directly. Other might align the end of the pencil with any inch mark, and count inches from there.
4. (2nd) The problem uses visual clues and process of elimination to determine Pete's position in line. The problem relies on students being familiar with "See no evil, hear no evil, speak no evil." The first clue depends on a student knowing that the "friend that speaks no evil" is the one with his mouth covered by his hand--the 3rd monkey. From this first clue, we know that Pete is 2nd or 4th. The second clue eliminates Pete being 4th.
5. (4) Some students might need to write the numbers from 1 to 30, but others can simply visualize them in their minds. The numbers which would have a "3" are: 3, 13, 23, and 30.
6. (Answers will vary.) Students should draw a picture made from circle, triangles, and squares, totalling 18¢. Two such are shown below. The figures might overlap, as the circles (wheels) do in the tractor below. Also, students might draw rectangles instead of squares, which is acceptable.



House



Tractor and wagon

Commentary







Venus, XXI

1. (9) Students will likely make their jumps on the number line itself, with their pencils. It would help them to make single jumps of 3 units each time, rather than 3 small jumps of 1 unit each, for each jump.
2. (10) Students will solve this in two ways. One is to simply go through all the jumps above, but starting at a different place on the line. The other way is to notice that starting at 1 will shift the whole action over 1 place, meaning that the frog will end on the number for the problem above, plus 1.
3. (10) Spatial visualization is needed on this problem, unless real blocks are used to duplicate the figure. There are blocks hidden from view which must be accounted for. It's possible that more blocks than 10 can be used for this figure, with even more hidden from view than are necessary to build the figure as seen.
4. (10) The constant feature of a calculator is featured in this problem. Students may be curious about this feature, and explore *counting by fives* or *counting by any number* using this feature. Note: Not all calculators have this function. Encourage students to compare what happens with different calculators.
5. (1 quarter, 1 dime, 1 nickel, 1 penny) The answer may be drawn or written. Students hopefully will start their approach by using the largest coin possible (a quarter), then moving to the next largest, and so on.
6. (6, 6) The number in the middle box can be found first, as the other two numbers that sum to 18 with it vertically, 10 and 2, are known. So this number has to be 6. This means the other box must have 6 in it also, with similar reasoning. Some students will use logical reasoning such as this, while others may simply *guess-check-revise*.
7. (3) Students will have intuitive knowledge of "half of a number" by this point in first grade. This problem is a two-step problem that first involves finding half of eight, then removing one of those. In such problems, students should be encouraged to follow the steps with real objects, rather than computation.

Commentary

Venus, XXII

1. (Joe -- 20; Keesha -- 25) The problem has two steps. The first step is to add 10 to Karen's points to get Keesha's, and the second is to subtract 5 from Keesha's to get Joe's.
2. (30¢) Most students will first use the second clue to find the cost of an orange at 20¢. This is done intuitively, rather than with the formal process of division, by asking themselves "what price, added 3 times, gives 60¢?" If students have trouble with this step, they might represent 60¢ with 6 dimes, and then divide the dimes into 3 equal piles. The first clue is then used, knowing that an apple plus 20¢ is 50¢, to find the cost of an apple at 30¢.
3. (6) Students might be encouraged to circle the angles. The two right angles will be easy for them. The other four will be less obvious as they are closer together on the tag, and are obtuse angles which means they don't appear as "sharp" to students. Note, some students might give a very large number as an answer -- if they have tried to count the angles in the small stars, they should be given extra credit for noticing something that wasn't intended.
4. (The pictograph is shown below.) The main point of this problem is for students to use the key correctly.

Jane	 
Bill	
Tom	
Sue	  

5. (Answers will vary.) Check to see if there are 20 tally marks. Then check to be sure that the face with the most tally marks is circled. If two faces have the same number, then both should be circled.
6. (23) This problem encourages students to use *number sense* to look for easy ways to compute. In this problem, they look for numbers that sum to 10, and put those together first, adding on the remaining numbers as necessary. Some students will not do this, of course -- they will simply add the numbers in the order in which they appear. Such students should be given credit if they succeed with the problem below, but should be encouraged to make their computation easy, when possible.

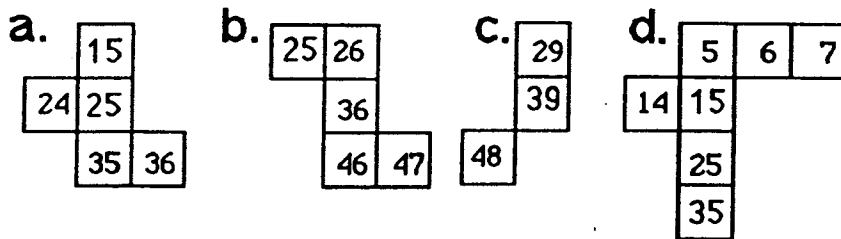
Have this problem on several 3 x 5 cards, for students to look at when they hand in their paper. The student is only allowed to write the answer, not any steps in getting the answer:

Add in your head:
6
8
4
3
<u>+2</u>

Commentary

Venus, XXIII

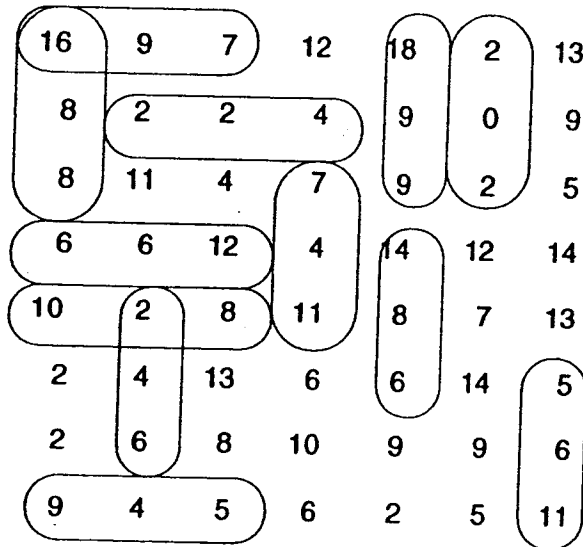
1. (mitten is 3, 1; chair is 4, 3; key is 1, 2; moon is 5,4) This problem is an intuitive introduction to the Cartesian Coordinate system. The horizontal distance is always given first, followed by the vertical distance. Even though this is merely a convention, it is a standard one and students might profit from learning it at an early age.
2. (6) This problem is multi-step, but students can act it out or draw a diagram to find the answer easily. Some students will forget to count the mother cat and hamster, along with the babies.
3. (\$, ¢, €) Students should use their common sense to judge which amount of money would be likely in each situation. A new shirt wouldn't cost 10¢, for example, but \$10 is likely.
4. (1 is Rule B; 2 is Rule C; 3 is Rule A) Students should match the verbal clues with the three sets of geometric shapes. Some clues apply to individual objects in two sets, but not to *all* the objects in that set. The key for students is that the rule must apply to all objects in the set.
5. (The answers are shown below.) It is hoped that students will use this problem to begin looking for patterns in the typical charts they see in school, the hundreds chart being a prime example. They might notice that the numbers directly above or below each other differ by 10, for example. The numbers beside each other differ by 1, and the numbers diagonally connected differ by 11.



Commentary

Venus, XXIV

1. (Answers will vary.) The problem involves personal data, and the child is to add ten to their age.
2. (At least 12 facts to earn 2 stars) Others, besides the ones shown, are in the chart.



3. (13, 23) Students will likely notice that the numbers differ by five.
4. (5:45) Students might think of showing 4:15 on an analog (non-digital) clock, and then going around one full turn and another half turn, to increase the time by $1\frac{1}{2}$ hours. Or they might think of adding an hour first to the 4 in 4:15, then adding 30 minutes to the 15 in 4:15.
5. (turkey) The first clue eliminates 7, and the second clue eliminates 1. The third clue eliminates 5, and the last eliminates 2, 4, and 6. Therefore by process of elimination, the student should arrive at 3. It will help if students are taught to cross out things that they know can't be true.
6. (16, 36, 66, 76) The pattern involves counting by tens, whereas problem 3 involves counting by fives. Students can work backwards until they find all of the numbers.
7. (2 and $\frac{1}{2}$) The concept of sharing equally is an important one for work with fractions. In this problem, students have a chance to show that they understand intuitively both equal sharing and what one half means.

Commentary

Venus, XXV

1. **(1/2)** The problem is for students to pick the largest shaded area, disregarding the size of the denominator of the fractions shown. This is an intuitive introduction to smaller denominators representing larger unit fractions.
2. **(Pencil: 27¢; paste: 53¢; scissors: 93¢; ruler: 65¢)** Students have probably heard of adding tax to the cost of a purchase. If not, this would make an interesting introduction, including where some of the tax money goes.
3. **(\$3)** The problem is not difficult, if students know about dollars. In school, most of the concentration is on coins in the first grade, although there is no reason for students not to be introduced to dollars also. If so, the problem is essentially $5 - 2 = 3$, ignoring the decimal points.
4. **(6)** This is an enjoyable problem for students. They might act it out, and keep a record of all the ways they can find. Organizing their work (e.g., using the smaller numbers in order in the first house) will help them be successful.
5. **(3)** Students can solve this problem easily by *guess-check-revise*. If so, they'll simply guess the starting number and revise as appropriate. Another approach is to try to reason logically, knowing that the missing number, when combined with $6 - 7$, leaves 2.
6. **(black)** Students who do not have an intuitive sense of this probability problem would profit from an experiment with 6 objects that are identical, except for color, to 3 others objects. They can be placed in a paper bag, out of sight, and the experiment tried 20 times. The students should be convinced by such an investigation that black will come up more often.